

Dated: 2nd October, 2020

**Commissioner MEKRAN
Division**

DSR OF COVID-19

DISTRICT	TOTAL POSITIVE CASES	NEW CASES	TOTAL TESTS CONDUCTED	RESULTS AWAITED	NO. OF RECOVERED PERSONS
Kech	482	0	2598	451	346
Gwadar	141	0	1786	349	81 recovered & 2 died
Panjgur	29	0	68	Nil	29
Total	652	0	4452	800	456

GENERAL SITUATION OF ISOLATION/ QUARANTINE CENTERS

DISTRICT	NO. OF QUARANTINE CENTERS	No. of Beds	NO. OF ISOLATION CENTERS	No. of Beds	NO. OF PERSONS IN QUARANTINE CENTERS/ Home	NO. OF PATIENTS IN ISOLATION CENTERS / Home	SITUATION
Kech	2	150	1	12	451	136	All positive cases are reported all are home quarantined/isolated
Gwadar	6	129	5	91	Nil	58 home Isolation	All positive cases are reported all are home quarantined/isolated
Panjgur	1	25	1	6	0	0	Situation Normal
Total	9	304	7	109	451	194	-

DETAIL OF DEATHS DURING COVID-19 DAILY BASIS


DISTRICT	No of deaths (due to Ailments) in your respective districts	The primary cause of death	Were Corona Symptoms / evident (Yes / No)	Remarks
Kech	-	-	-	No case reported today
Gwadar	-	-	-	No case reported today
Panjgur	-	-	-	No case reported today
Total	-	-	-	

UPDATE – SOP COMPLIANCE MEKRAN DIVISION

Dis tricts	Number of SOP Violations	Fine Imposed	Sealing / closure of High Risk Sectors			Remarks
			Markets	Industry	Transport	
KECH	0	0	0	Nil	Nil	Violation of SOP were strictly warned
GWADAR	0	0	0	Nil	Nil	-do-
PANJGUR	0	0	0	Nil	Nil	-do-
Total	0	0	0	-	-	




SUMMARY– STATE OF OXYGENATION AND ICU BEDS



Districts	Hospital	Oxygenation			ICU Beds	
		Piping	Cylinder	Projections (Till 30 Jun)	Current	Projections (Till 30 Jun)
KECH	1	0	26	30	3(here)	6
GWADAR	6	1	73	Same	6	Same
PANJGUR	1	0	10	20	-	0
Total:-	8	1	109	50	9	6




OCCUPANCY STATE OF OXYGENATION AND ICU BEDS



Districts	Hospital	Oxygenation				ICU Beds	
		Available With Piping	Occupied	Available With Cylinder	Occupied	Available	Occupied
KECH	1	0	26	26	26	3	3
GWADAR	6	1	0	73	3	6	1
PANJGUR	1	0	10	10	10	0	0
Total	8	1	36	109	39	9	4



HOSPITAL WISE SUMMARY



District	Hospital	Oxygenation						ICU Beds		
		With Piping	Occupied	With Cylinder	Occupied	Total	Projections (Till 30 Jun)	Available	Occupied	Projections (Till 30 Jun)
KECH	1	0	26	26	26	30	30	3	3	3
GWADAR	6	1	0	73	3	73	Same	6	1	same
PANJGUR	1	Nil	10	10	10	20	20	Nil	Nil	Nil
Total	8	1	36	109	39	123	50	9	4	3

Ration Distribution Summary of Mekran Division

from 1st April, 2020 till date

Kech (No of families)	Panjgur (No of families)	Gwadar (No of families)	Total distributed ration to no of families
23524	5288	34754	63566

